



Independent Auditor's Report

To
The Members of
Radhika Vyapaar Private Limited

Report on the Indian Accounting Standards (Ind AS) Financial Statements

We have audited the accompanying Ind AS Financial Statements of **Radhika Vyapaar Private Limited** ("the Company"), which comprise the Balance Sheet as at March 31, 2019, and the Statement of Profit and Loss, including the statement of Other Comprehensive Income, the Cash Flow Statement and the Statement of changes in equity for the year then ended, and a summary of significant accounting policies and other explanatory information (hereinafter referred to as "Financial Statements").

In our opinion and to the best of our information and according to the explanations given to us, the aforesaid financial statements give the information required by the Companies Act, 2013 ("the Act") in the manner so required and give a true and fair view in conformity with the accounting principles generally accepted in India, of the state of affairs of the Company as at 31 March 2019, and profit (including other comprehensive income), changes in equity and its cash flows for the year ended on that date.

Basis for Opinion

We conducted our audit in accordance with the Standards on Auditing (SAs) specified under Section 143(10) of the Act. Our responsibilities under those SAs are further described in the Auditor's Responsibilities for the Audit of the Financial Statements section of our report. We are independent of the Company in accordance with the Code of Ethics issued by the Institute of Chartered Accountants of India together with the ethical requirements that are relevant to our audit of the financial statements under the provisions of the Act and the Rules thereunder, and we have fulfilled our other ethical responsibilities in accordance with these requirements and the Code of Ethics. We believe that the audit evidence we have obtained is sufficient and appropriate to provide a basis for our opinion.

Other Information

The Company's management and Board of Directors are responsible for the other information. The other information comprises the information included in the Company's annual report, but does not include the financial statements and our auditors' report thereon.



Our opinion on the financial statements does not cover the other information and we do not express any form of assurance conclusion thereon.

In connection with our audit of the financial statements, our responsibility is to read the other information and, in doing so, consider whether the other information is materially inconsistent with the financial statements or our knowledge obtained in the audit or otherwise appears to be materially misstated. If, based on the work we have performed, we conclude that there is a material misstatement of this other information, we are required to report that fact. We have nothing to report in this regard.

Management's Responsibility for the Ind AS Financial Statements

The Company's management and Board of Directors are responsible for the matters stated in Section 134(5) of the Companies Act, 2013 ("the Act") with respect to the preparation of these Financial Statements that give a true and fair view of the financial position, state of affairs, profit / loss (including other comprehensive income), changes in equity and cash flows of the Company in accordance with the accounting principles generally accepted in India, including the Indian Accounting Standards (Ind AS) specified under section 133 of the Act, read with the Companies (Indian Accounting Standards) Rules, 2015 as amended. This responsibility also includes maintenance of adequate accounting records in accordance with the provisions of the Act for safeguarding the assets of the Company and for preventing and detecting frauds and other irregularities; selection and application of appropriate accounting policies; making judgments and estimates that are reasonable and prudent; and the design, implementation and maintenance of adequate internal financial controls that were operating effectively for ensuring the accuracy and completeness of the accounting records, relevant to the preparation and presentation of the financial statements that give a true and fair view and are free from material misstatement, whether due to fraud or error.

In preparing the financial statements, management and Board of Directors are responsible for assessing the Company's ability to continue as a going concern, disclosing, as applicable, matters related to going concern and using the going concern basis of accounting unless management either intends to liquidate the Company or to cease operations, or has no realistic alternative but to do so.

Board of Directors is also responsible for overseeing the Company's financial reporting process.



Auditor's Responsibility for the Audit of Financial Statements

Our objectives are to obtain reasonable assurance about whether the financial statements as a whole are free from material misstatement, whether due to fraud or error, and to issue an auditor's report that includes our opinion. Reasonable assurance is a high level of assurance, but is not a guarantee that an audit conducted in accordance with SAs will always detect a material misstatement when it exists. Misstatements can arise from fraud or error and are considered material if, individually or in the aggregate, they could reasonably be expected to influence the economic decisions of users taken on the basis of these financial statements.

As part of an audit in accordance with SAs, we exercise professional judgment and maintain professional skepticism throughout the audit. We also:

- Identify and assess the risks of material misstatement of the financial statements, whether due to fraud or error, design and perform audit procedures responsive to those risks, and obtain audit evidence that is sufficient and appropriate to provide a basis for our opinion. The risk of not detecting a material misstatement resulting from fraud is higher than for one resulting from error, as fraud may involve collusion, forgery, intentional omissions, misrepresentations, or the override of internal control.
- Obtain an understanding of internal control relevant to the audit in order to design audit procedures that are appropriate in the circumstances. Under Section 143(3)(i) of the Act, we are also responsible for expressing our opinion on whether the company has adequate internal financial controls with reference to financial statements in place and the operating effectiveness of such controls.
- Evaluate the appropriateness of accounting policies used and the reasonableness of accounting estimates and related disclosures made by management.
- Conclude on the appropriateness of management's use of the going concern basis of accounting and, based on the audit evidence obtained, whether a material uncertainty exists related to events or conditions that may cast significant doubt on the Company's ability to continue as a going concern. If we conclude that a material uncertainty exists, we are required to draw attention in our auditor's report to the related disclosures in the financial statements or, if such disclosures are inadequate, to modify our opinion. Our conclusions are based on the audit evidence obtained up to the date of our auditors' report. However, future events or conditions may cause the Company to cease to continue as a going concern.



-
- Evaluate the overall presentation, structure and content of the financial statements, including the disclosures, and whether the financial statements represent the underlying transactions and events in a manner that achieves fair presentation.


From the matters communicated with those charged with governance, we determine those matters that were of most significance in the audit of the financial statements of the current period and are therefore the key audit matters. We describe these matters in our auditors' report unless law or regulation precludes public disclosure about the matter or when, in extremely rare circumstances, we determine that a matter should not be communicated in our report because the adverse consequences of doing so would reasonably be expected to outweigh the public interest benefits of such communication.

Opinion

In our opinion and to the best of our information and according to the explanations given to us, the aforesaid Ind AS Financial Statements give the information required by the Act in the manner so required and give a true and fair view in conformity with the accounting principles generally accepted in India, of the state of affairs of the Company as at 31st March 2019, and its profit (including other comprehensive income), change in equity and its cash flows for the year ended on that date.

Report on Other Legal & Regulatory Requirement

1. As required by the Companies (Auditor's Report) Order, 2016 ("the Order") issued by the Central Government of India in terms of sub-section (11) of section 143 of the Act, we give in the Annexure I a statement on the matters specified in the paragraph 3 and 4 of the Order, to the extent applicable.
2. As required by Section 143 (3) of the Act, we report that:
 - a. We have sought and obtained all the information and explanations which to the best of our knowledge and belief were necessary for the purpose of our audit.
 - b. In our opinion, proper books of account as required by law have been kept by the Company so far as it appears from our examination of those books;
 - c. The balance sheet, the statement of profit and loss including Other Comprehensive Income, the cash flow statement and Statement of



Changes in Equity dealt with by this Report are in agreement with the books of account;

- d. In our opinion, the aforesaid Ind AS Financial Statements comply with the Accounting Standards specified under Section 133 of the Act, read with Companies (Indian Accounting Standards) Rules, 2015, as amended;
- e. On the basis of the written representations received from the directors as on 31 March 2019 taken on record by the Board of Directors, none of the directors is disqualified as on 31 March 2019 from being appointed as a director in terms of Section 164 (2) of the Act;
- f. As required under Clause (i) of Sub-section 3 of Section 143 of the Companies Act, 2013, on the Internal Financial Control over Financial Reporting to the extent applicable, refer our separate report in Annexure II and
- g. With respect to the other matters to be included in the Auditor's Report in accordance with Rule 11 of the Companies (Audit and Auditors) Rules, 2014, in our opinion and to the best of our information and according to the explanations given to us:
 - i. The Company did not have any long-term contract including derivatives contracts for which there were any material foreseeable losses; and
 - ii. There were no amounts which were required to be transferred, to the Investor Education and Protection Fund by the Company.

For Anil Pokharana & Co.
Chartered Accountants
FRN: 012355C



(Anil Pokharana)
Partner
M.No. 076721



Date: 22nd May, 2019
Place: Udaipur

Annexure I to the Independent Auditors' Report

The Annexure referred to in our Independent Auditors' Report to the members of the Company on the Ind AS Financial Statements for the year ended 31 March 2019, we report that:

- (i) The company has no fixed asset. Hence clause 3 i(a), i(b) &i(c) of the said order are not applicable to the company.
- (ii) The company does not have any inventories Hence clause 3 ii(a), ii(b), ii(c) of the said order are not applicable to the company.
- (iii) The Company has not granted loans to companies, firms or other parties covered in the register maintained under section 189 of the Companies Act, 2013 ('the Act'), hence clause (iii) (a), (b) & (c) of the order are not applicable.
- (iv) In our opinion and according to the information and explanations given to us, the company has complied with the provisions of section 185 and 186 of the Companies Act, 2013 In respect of loans, investments, guarantees, and security.
- (v) The Company has not accepted any deposits from the Public and hence the directives issued by the Reserve Bank of India and the provisions of Sections 73 to 76 or any other relevant provisions of the Act and the Companies (Acceptance of Deposit) Rules, 2015 with regard to the deposits accepted from the public are not applicable.
- (vi) According to the information & explanation given to us, the Central Government has not prescribed the maintenance of cost records under Section 148(1) of the Companies Act, 2013 in respect of manufacture of its products by the company.
- (vii) In respect of statutory dues:
 - (a) According to the records of the company, undisputed statutory dues including Provident Fund, Employees' State Insurance, Income Tax, Sales Tax, Service Tax, Duty of Customs, Value Added Tax, Cess and other material statutory dues have been regularly deposited during the year by the Company with the appropriate authorities except for a few delays. According to the information and explanations given to us, no undisputed amount payable in respect of the aforesaid due were outstanding as at March 31, 2019 for a period of more than six months from the date of becoming payable.



(b) According to the information and explanation given to us, there are no pending dues of Income Tax, Sales Tax, Service Tax, Duty of Custom, Duty of Excise, Value Added Tax, Goods and service tax or Cess which are not deposited on account of dispute.

(viii) According to information and explanation given to us by the management, as on balance sheet date the company is not in default w.r.t. repayment of loans and borrowings to a financial institutions, banks or government, further the company has not issued any debentures.

(ix) Based upon the audit procedures performed and the information and explanations given by the management during the year under review, the company has not raised moneys by way of initial public offer or further public offer including debt instruments. To the best of our knowledge and belief and according to the Information and Explanation given to us, term loans availed by the company were prima facie applied by the company during the year for the purpose for which the loan were Obtained.

(x) Based upon the audit procedures performed and the information and explanations given by the management, we report that no fraud by the Company or on the company by its officers or employees has been noticed or reported during the year.

(xi) Based upon the audit procedures performed and the information and explanations given by the management, the company has not paid the managerial remuneration. Accordingly, the provisions of clause 3 (xi) of the Order are not applicable to the Company and hence not commented upon.

(xii) In our opinion, the Company is not a Nidhi Company. Therefore, the provisions of clause 4 (xii) of the Order are not applicable to the Company.

(xiii) In our opinion, all transactions with the related parties are in compliance with section 177 and 188 of Companies Act, 2013 and the details have been disclosed in the Financial Statements as required by the applicable accounting standards.



(xiv) Based upon the audit procedures performed and the information and explanations given by the management, the company has not made any preferential allotment or private placement of shares or fully or partly

convertible debentures during the year under review. Accordingly, the provisions of clause 3 (xiv) of the Order are not applicable to the Company and hence not commented upon.

- (xv) Based upon the audit procedures performed and the information and explanations given by the management, the company has not entered into any non-cash transactions with directors or persons connected with him. Accordingly, the provisions of clause 3 (xv) of the Order are not applicable to the Company and hence not commented upon.
- (xvi) In our opinion, the company is not required to be registered under section 45 IA of the Reserve Bank of India Act, 1934 and accordingly, the provisions of clause 3 (xvi) of the Order are not applicable to the Company and hence not commented upon.

For Anil Pokharana & Co.
Chartered Accountants
FRN: 012355C



(Anil Pokharana)
Partner
M.No. 076721

Date: 22nd May, 2019
Place: Udaipur



RADHIKA VYAPAAR PRIVATE LIMITED

C-43, GURUKRIPA TOWER, MAHAVIR MARG, C-SCHEME, 4TH FLOOR, R NO-401 JAIPUR 302001 (RAJ.)

CIN: U51109RJ2005PTC061333

Balance Sheet as at 31 March 2019

(Amounts in '000)

Sr. No.	Particulars	Note	As at	
		No.	31st March,2019	31st March,2018
(1)	ASSETS			
	Non-current assets			
	(a) Property, Plant and Equipment			
	(b) Financial Assets			
	(i) Investments			
	(ii) Loans	3	1,61,778.81	2,50,381.56
	(c) Other non-current assets	4		-
	Total non-current assets		1,61,778.81	2,50,381.56
(2)	Current assets			
	(a) Inventories			
	(b) Financial Assets			
	(i) Investments	5	23,000.00	28,683.51
	(ii) Trade receivables	6	1,21,161.23	1,12,340.43
	(iii) Cash and cash equivalents	7	2,395.81	1,116.76
	(iv) Other Bank Balance			
	(v) Loans			
	(vi) Others	8	15,000.00	22,336.80
	(c) Current Tax Assets (net)			
	(d) Other current assets	9	4,144.20	4,126.53
	Total current assets		1,65,701.24	1,68,604.03
	TOTAL ASSETS		3,27,480.05	4,18,985.58
	EQUITY AND LIABILITIES			
	Equity			
	(a) Equity Share capital	10	5,000.00	5,000.00
	(b) Other Equity	11	2,38,984.59	2,40,382.70
	Total Equity		2,43,984.59	2,45,382.70
(1)	LIABILITIES			
	Non-current liabilities			
	(a) Financial Liabilities			
	(i) Borrowings			
	(b) Provisions			
	(c) Deferred tax liabilities (net)			
	Total Non-Current Liabilities			
(2)	Current liabilities			
	(a) Financial liabilities			
	(i) Borrowings			
	(ii) Trade payables	12	67,269.53	1,19,666.96
	(iii) Other financial liabilities	13	15,065.30	53,710.00
	(b) Other current liabilities			
	(c) Provisions			
	(d) Current tax liabilities (net)	14	1,160.63	225.92
	Total Current Liabilities		83,495.46	1,73,602.88
	Total Liabilities		83,495.46	1,73,602.88
	TOTAL EQUITY AND LIABILITIES		3,27,480.05	4,18,985.58

Significant accounting Policies 1 & 2
Notes forming Part of Financial Statements 1 to 26
As per our Audit Report of even date.

For Anil Pokharana & Co.
Chartered Accountants
FRN: 012355C



(Anil Pokharana)

Partner

M. No. 076721

Place : Jaipur

Date: 22nd May, 2019



For and on behalf of the Board
RADHIKA VYAPAAR PRIVATE LIMITED



KAMLESH AGRAWAL

(Director)

(DIN: 07501544)

JAY NARAYAN YADAV

(Director)

(DIN: 07501545)

RADHIKA VYAPAAR PRIVATE LIMITED

C-43, GURUKRIPA TOWER, MAHAVIR MARG, C-SCHEME, 4TH FLOOR, R NO-401 JAIPUR 302001 (RAJ.)

CIN: U51109RJ2005PTC061333

Statement of Profit & Loss For The Year Ended 31 March, 2019

(Amounts in '000)

	Particulars	Note No	Year Ended	
			31st March,2019	31st March,2018
I	Revenue from Operations	15	18,158.46	
II	Other Income	16	19,302.44	21,779.69
III	Total Revenue(I+II)		37,460.90	21,779.69
IV	EXPENSES			
	Consumption Of Raw Material			
	Purchases of Traded Stock	17	17,298.53	
	(Increase)/decrease in inventories of finished goods, work-in-progress and traded goods			
	Employee Benefit Expenses		1,522.23	26.71
	Depreciation and amortization expense	18		19.00
	Finance cost			
	Other expense	19	19,273.74	20,856.63
	Total expenses		38,094.50	20,902.34
V	Profit/(Loss) before exceptional items and tax from operations (III-IV)		(633.61)	877.35
VI	Exceptional items			
VII	Profit/(Loss) before tax from operations		(633.61)	877.35
VIII	Tax expense			
	Current tax			225.92
	Deferred Tax			
	Tax in respect of earlier years		-	
IX	Profit/(Loss) of the year(VII-VIII)		(633.61)	651.43
X	Other Comprehensive Income			
	(i) Items that will not be reclassified to profit or loss		4,457.97	4,486.67
	(ii) Income tax relating to items that will not be reclassified to profit or loss		(735.81)	
	(i) Items that will be reclassified to profit or loss			
	(ii) Income tax relating to items that will be reclassified to profit or loss		-	-
	Total Comprehensive Income(IX+X)		3,088.56	5,138.11
	Earnings per Equity Shares	20		
	1) Basic (in ₹)		(1.27)	1.30
	2) Diluted (in ₹)		(1.27)	1.30

Significant accounting Policies

1 & 2

Notes forming Part of Financial Statements


1 to 26

As per our Audit Report of even date.

For Anil Pokharana & Co.

Chartered Accountants

FRN: 012355C



(Anil Pokharana)

Partner

M. No. 076721

Place : Jaipur

Date: 22nd May, 2019



For and on behalf of the Board
RADHIKA VYAPAAR PRIVATE LIMITED


KAMLESH AGRAWAL
(Director)
(DIN: 07501544)


JAY NARAYAN YADAV
(Director)
(DIN: 07501545)

RADHIKA VYAPAAR PRIVATE LIMITED

C-43, GURUKRIPA TOWER, MAHAVIR MARG, C-SCHEME, 4TH FLOOR, R NO-401 JAIPUR 302001 (RAJ.)
CIN: U51109RJ2005PTC061333

CASH FLOW STATEMENT FOR THE YEAR ENDED ON 31ST MARCH, 2019

(Amounts in '000)

Particulars	Year Ended 31st March, 2019	Year Ended 31st March, 2018
CASH FLOWS FROM OPERATING ACTIVITIES		
Profit Before Taxation	(633.61)	877.35
Adjustments for:		
Depreciation and Amortisation Expenses	-	19.00
FVTPL		
FVTOCI On Realisation		
Cash flow before working capital changes	195.10	896.35
Adjustments for working capital changes:		
Increase/(Decrease) in Trade Payables	(52,397.43)	(542.19)
Increase/(Decrease) in Other Financial Current Liabilities	(38,644.70)	20,351.02
Increase/(Decrease) in Current Tax Liabilities (Net)	934.71	(756.89)
(Increase)/Decrease in Trade Receivables	(8,820.80)	(2,269.00)
Increase/(Decrease) in Other Financial Current Assets	7,319.13	(16,275.27)
(Increase)/Decrease in Inventories	-	
Cash flow from operations	(91,413.99)	1,404.03
Income Taxes Paid	(735.81)	(225.92)
Cash flow from operating activities	(92,149.80)	1,178.11
CASH FLOWS FROM INVESTING ACTIVITIES		
Proceeds from Current Investments	4,854.81	-
(Increase)/Decrease in Investments	(28.70)	(24,196.84)
Proceeds from Loans and Advances	88,602.75	23,522.79
Cash flow from investing activities	93,428.86	(674.05)
	-	
CASH FLOWS FROM FINANCING ACTIVITIES		
Cash flow from financing activities	-	
Net increase in cash and cash equivalents	1,279.06	504.06
Cash and cash equivalents at beginning of period	1,116.76	612.69
Cash and cash equivalents at end of period	2,395.81	1,116.76

As per our Audit Report of even date.

For Anil Pokharana & Co.

Chartered Accountants

FRN: 012355C



(Anil Pokharana)

Partner

M. No. 076721

Place : Jaipur

Date: 22nd May, 2019




For and on behalf of the Board
RADHIKA VYAPAAR PRIVATE LIMITED



KAMLESH AGRAWAL

(Director)

(DIN: 07501544)



JAY NARAYAN YADAV

(Director)

(DIN: 07501545)

RADHIKA VYAPAAR PRIVATE LIMITED

Statement of changes in Equity for the year ended 31 March, 2019

A Equity Share capital

(Amounts in '000)

Balance at the 1st April 2018	Changes in equity share capital during the year	Balance at the end of 31st March 2019
5,000	Nil	5,000

B Statement of changes in Equity for the year ended 31 March, 2019

Particulars				
	Reserve & Surplus		Other comprehensive income	Total Other equity
	Security Premium	Retained Earnings	Equity Instruments through other comprehensive income	
Balance as of April 1, 2018	2,33,000.00	2,896.03	4,486.68	2,40,382.70
Changes in equity for the year ended March 31, 2019	-	-	(4,486.68)	(4,486.68)
Net gain on FVTOCI equity Securities	-	3,722.16	-	3,722.16
Profit for the period	-	(633.61)	-	(633.61)
Balance as of March 31, 2019	2,33,000.00	5,984.59	(0.00)	2,38,984.59

As per our Audit Report of even date.

For Anil Pokharana & Co.

Chartered Accountants

FRN: 012355C



(Anil Pokharana)

Partner


M. No. 076721

Place : Jaipur

Date: 22nd May, 2019



For and on behalf of the Board
RADHIKA VYAPAAR PRIVATE LIMITED


KAMLESH AGRAWAL
(Director)
(DIN: 07501544)
JAY NARAYAN YADAV
(Director)
(DIN: 07501545)

RADHIKA VYAPAAR PRIVATE LIMITED

Notes to the financial statement for the year ended 31 March 2019

1 Corporate Information

RADHIKA VYAPAAR PRIVATE LIMITED (the company) is a private limited company domiciled in India and incorporated under the provisions of the Companies Act, 1956. The company is primarily engaged in Trading & investing activities.

2 Significant accounting

The following are the significant accounting policies adopted in the preparation of these financial statements. These policies have been consistently applied to all the years presented, unless otherwise stated.

2.1 Basis of Preparation

These financial statements have been prepared in accordance with the Indian Accounting Standards (hereinafter referred to as the 'Ind AS') as notified by Ministry of Corporate Affairs pursuant to Section 133 of the Companies Act, 2013 ('Act') read with of the Companies (Indian Accounting Standards) Rules, 2015 as amended and other relevant provisions of the Act.

The financial statements for the year ended March 31, 2019 were approved by the Board of Directors and authorize for issue on **22 May 2019**.

2.2 Basis of measurement

These financial statements have been prepared on the historical cost basis, except for certain financial instruments which are measured at fair values at the end of each reporting period, as explained in the accounting policies below. Historical cost is generally based on the fair value of the consideration given in exchange for goods and services. Fair value is the price that would be received to sell an asset or paid to transfer a liability in an orderly transaction between market participants at the measurement date.

Accounting policies have been consistently applied except where a newly issued accounting standard is initially adopted or a revision to an existing accounting standard requires a change in the accounting policy hitherto in use.

2.3 Functional and Presentation Currency

The financial statements are prepared in Indian Rupees ("INR") which is the Company's presentation currency and the functional currency for its operations. All financial information presented in INR has been rounded to the nearest thousands with two decimal places as per the requirement of Schedule III, unless stated otherwise.

2.4 Use of Estimates

The estimates and judgments used in the preparation of the financial statements are continuously evaluated by the Company and are based on historical experience and various other assumptions and factors (including expectations of future events) that the Company believes to be reasonable under the existing circumstances. Differences between actual results and estimates are recognised in the period in which the results are known/materialised. The said estimates are based on the facts and events, that existed as at the reporting date, or that occurred after that date but provide additional evidence about conditions existing as at the reporting date.

2.5 Classification of Assets and Liabilities as Current and Non Current

All Assets and Liabilities have been classified as current or non-current as per the Company's normal operating cycle and other criteria set out in the Schedule III to the Companies Act, 2013. Based on the nature of product & activities of the Company and their realization in cash and cash equivalent, the Company has determined its operating cycle as 12 months for the purpose of current and non-current classification of assets and liabilities. Deferred tax assets and liabilities are classified as non-current assets and liabilities.

2.6 Recognition of Revenue

Revenue is recognized to the extent that it is probable that economic benefits will flow to the company and the revenue can be reliably measured, regardless of when the payment is being made.

2.7 Interest

Interest income is recognized on a time proportion basis taking into account the amount outstanding and the effective

2.8 Expenses

All expenses are charged in statement of profit and loss as and when they are incurred.



2.9. Property, Plant & Equipment

Property, Plant and Equipment are stated at cost, net of accumulated depreciation and accumulated impairment losses, if any. Subsequent expenditures relating to property, plant and equipment is capitalized only when it is probable that future economic benefits associated with these will flow to the company and the costs to the item can be measured reliably. Repairs and maintenance costs are recognized in the statement of profit and loss when incurred.

Capital work-in-progress includes cost of property, plant and equipment under installation / under development as at the balance sheet date.

2.10 Depreciation

Depreciation is calculated on a written down value basis over the estimated useful lives of all the assets as prescribed in Schedule II of the Companies Act, 2013.

2.11 Inventory

Inventories are valued at the lower of cost or net realisable value.

Costs incurred in bringing each product to its present location and condition is accounted for as follows-

Net realisable value is the estimated selling price in the ordinary course of business, less estimated costs of completion and the estimated costs necessary to make the sale.

2.12 Employee benefits

Short-term Employee Benefits are recognised as an expense on accrual basis.

2.13 Income Tax

Current income tax assets and liabilities are measured at the amount expected to be paid to or recovered from the taxation authorities in accordance with Income Tax Act 1961. The tax rates and tax laws used to compute the amount are those that are enacted or substantively enacted, at the reporting date.

Deferred tax is the tax expected to be payable or recoverable in the future arising from temporary differences between the carrying amounts of assets and liabilities in the Balance Sheet and the corresponding tax bases used in the computation of taxable profit. It is accounted for using balance sheet liability method. Deferred tax liabilities are generally recognised for all taxable temporary differences and deferred tax assets are recognised to the extent that it is probable that taxable profit will be available against which deductible temporary differences can be utilised.

2.14 Lease

A lease that transfers substantially all the risks and rewards incidental to ownership to the Company is classified as a finance lease. Lease arrangements where the risks and rewards incidental to ownership of an asset substantially vest with the lessor, are recognised as operating lease. A lease is classified at the inception date as a finance lease or an operating lease. Operating lease payments are recognised as an expense in the statement of profit and loss on a straight-line basis over the lease term, unless the lease agreement explicitly states that increase is on account of inflation.

2.15 Provisions, Contingent Liabilities and Contingent Assets

Provisions are recognised when the Company has a present obligation (legal or constructive) as a result of a past event, it is probable that an outflow of resources embodying economic benefits will be required to settle the obligation and a reliable estimate can be made of the amount of the obligation.

Contingent Liability is disclosed in case of a present obligation arising from past events, when it is not probable that an outflow of resources will be required to settle the obligation or where no reliable estimate is possible. Contingent liabilities are not recognised in financial statements but are disclosed in notes.

Contingent asset is not recognised in the financial statements. A contingent asset is disclosed, where an inflow of economic benefits is probable.

Provisions, contingent liabilities and contingent assets are reviewed at each balance sheet date.



2.16 Impairment of Assets

Non-financial assets

- The Company assesses at each reporting date as to whether there is any indication that any Property, plant and equipment and intangible asset or group of assets called cash generating units (CGUs) may be impaired. Property, plant and equipment are evaluated for recoverability whenever there is any indication that their carrying amounts may not be recoverable. If any such indication exists, the recoverable amount (i.e. higher of the fair value less cost to sell and the value-in-use) is determined on an individual asset basis unless the asset does not generate cash flows that are largely independent of those from other assets. In such cases, the recoverable amount is determined for the cash generating unit (CGU) to which the asset belongs.

If the recoverable amount of an asset (or CGU) is estimated to be less than its carrying amount, the carrying amount of the asset (or CGU) is reduced to its recoverable amount. An impairment loss is recognised in the statement of profit and loss.

Financial assets

The Company assesses at each date of balance sheet whether a financial asset or a group of financial assets is impaired. Ind AS 109 requires expected credit losses to be measured through a loss allowance. The Company recognises lifetime expected losses for all contract assets and / or all trade receivables that do not constitute a financing transaction. For all other financial assets, expected credit losses are measured at an amount equal to the 12 month expected credit losses or at an amount equal to the life time expected credit losses if the credit risk on the financial asset has increased significantly since initial recognition.

2.17 Earning Per Share (EPS)

Basic EPS is calculated by dividing the profit or loss attributable to equity shareholders of the company by the weighted average number of equity shares outstanding during the period.

Diluted earnings per share ('EPS') is computed by dividing the net profit attributable to equity holders of the company by the weighted average number of equity shares considered for deriving basic earning per share and also the weighted average number of equity shares that could have been issued upon conversion of all dilutive potential equity shares been actually issued at fair value (i.e the average market value of the equity shares). Dilutive potential equity shares are deemed converted as of the beginning of the period unless issued at a later date.

2.18 Cash Flow Statement

Cash flows are reported using the indirect method, as set out in Ind AS 7 'Statement of Cash Flows', whereby profit for the period is adjusted for the effects of transactions of a non-cash nature, any deferrals or accruals of past or future operating cash receipts or payments and item of income or expenses associated with investing or financing cash flows. The cash flows from operating, investing and financing activities of the Company are segregated.

2.19 Cash and Cash Equivalents

Cash and cash equivalents in the balance sheet comprise cash at banks and on hand and short-term deposits with an original maturity of three months or less, which are subject to an insignificant risk of changes in value.

For the purpose of the Statement of Cash flows, Cash and Cash Equivalents consists of cash and short term deposits, as defined above, net of outstanding overdraft, if any, as they are consider an intergral part of company's cash management.



2.20 Financial Instruments

a) Initial Recognition

The company recognizes financial assets and financial liabilities when it becomes a party to the contractual provisions of the instrument. All financial assets and liabilities are recognized at fair value on initial recognition, except for trade receivables which are initially measured at transaction price. Transaction costs that are directly attributable to the acquisition or issue of financial assets and financial liabilities that are not at fair value through profit or loss are added to the fair value on initial recognition. Regular way purchase and sale of financial assets are accounted for at trade date.

b) Subsequent Measurement

(i) Financial assets carried at amortised cost

A financial asset is subsequently measured at amortised cost if it is held within a business model whose objective is to hold the asset in order to collect contractual cash flows and the contractual terms of the financial asset give rise on specified dates to cash flows that are solely payments of principal and interest on the principal amount outstanding.

(ii) Financial assets at fair value through other comprehensive income

A financial asset is subsequently measured at fair value through other comprehensive income if it is held within a business model whose objective is achieved by both collecting contractual cash flows and selling financial assets and the contractual terms of the financial asset give rise on specified dates to cash flows that are solely payments of principal and interest on the principal amount outstanding.

(iii) Financial assets at fair value through profit or loss

A financial asset which is not classified in any of the above categories is subsequently fair valued through profit or loss.

(iv) Financial liabilities

Financial liabilities are subsequently carried at amortized cost using the effective interest rate method. For trade and other payables maturing within one year from the balance sheet date, the carrying amounts approximate fair value due to the short maturity of these instruments.

c) Derecognition

The company derecognizes a financial asset when the contractual rights to the cash flows from the financial asset expire or it transfers the financial asset and the transfer qualifies for derecognition under Ind AS 109. A financial liability (or a part of a financial liability) is derecognized from the company's balance sheet when the obligation specified in the contract is discharged or cancelled or expires.

d) Offsetting of financial instruments

Financial assets and financial liabilities are offset and the net amount is reported in the balance sheet if there is a currently enforceable legal right to offset the recognised amounts and there is an intention to settle on a net basis, to realise the assets and settle the liabilities simultaneously.

2.21 Fair Value Measurement

The Company measures financial instruments at fair value at each balance sheet date. Fair value is the price that would be received to sell an asset or paid to transfer a liability in an orderly transaction between market participants at the measurement date. The fair value of an asset or a liability is measured using the assumptions that market participants would use when pricing the asset or liability, assuming that market participants act in their economic best interest.

All assets and liabilities for which fair value is measured or disclosed in the financial statements are categorised within the fair value hierarchy, described as follows, based on the lowest level input that is significant to the fair value measurement as a whole:

Level 1 - Quoted (unadjusted) market prices in active markets for identical assets or liabilities

Level 2 - Valuation techniques for which the lowest level input that is significant to the fair value measurement is directly or indirectly observable.

Level 3 - Valuation techniques for which the lowest level input that is significant to the fair value measurement is



RADHIKA VYAPAAR PRIVATE LIMITED

NOTES ON FINANCIAL STATEMENT FOR THE YEAR ENDED ON 31ST MARCH, 2019

3. FINANCIAL ASSETS-NON CURRENT: LOANS

Particulars	As at 31st March,2019 Amount ('000)	As at 31st March,2018 Amount ('000)
Loans	1,61,778.81	2,50,381.56
TOTAL	1,61,778.81	2,50,381.56

4. NON CURRENT ASSETS- OTHERS

Particulars	As at 31st March,2019 Amount ('000)	As at 31st March,2018 Amount ('000)
Preliminary Expenses as per last year account		19.00
Add: Addition during the year	-	19.00
Less: Adjusted/Written off during the year		19.00
TOTAL	-	

5. FINANCIAL CURRENT ASSETS - INVESTMENTS

Particulars	As at 31st March,2019 Amount ('000)	As at 31st March,2018 Amount ('000)
I. Investments in Equity shares		
Quoted		
Investment - FVTOCI		
Shares held as Investment		4,883.51
27700 Equity Shares of IOCL having face value @ Rs 10 Each Fully Paid up		
Investment - FVTPL		
Shares held for Trading	23,000.00	23,800.00
10000 Equity Shares of Supernova Advertising Limited having face value @ Rs 10 Each Fully Paid up		
TOTAL	23,000.00	28,683.51

6. FINANCIAL ASSETS -CURRENT- TRADE RECEIVABLES

Particulars	As at 31st March,2019 Amount ('000)	As at 31st March,2018 Amount ('000)
Unsecured and considered good		
Others	1,21,161.23	1,12,340.43
TOTAL	1,21,161.23	1,12,340.43



7. FINANCIAL ASSETS -CURRENT- CASH & CASH EQUIVALENTS

Particulars	As at 31st March,2019 Amount ('000)	As at 31st March,2018 Amount ('000)
Bank Balance (In Current Account)	988.77	613.96
Cash on hand (As Certified by the Management)	1,407.04	502.80
TOTAL	2,395.81	1,116.76

8.FINANCIAL ASSETS - OTHERS

Particulars	As at 31st March,2019 Amount ('000)	As at 31st March,2018 Amount ('000)
Other Receivables	15,000.00	22,336.80
TOTAL	15,000.00	22,336.80

9.CURRENT ASSETS - OTHER

Particulars	As at 31st March,2019 Amount ('000)	As at 31st March,2018 Amount ('000)
Balance with Revenue Authorities		
Tax Deducted At Source (Income Tax Department)	4,144.20	4,126.53
TOTAL	4,144.20	4,126.53



RADHIKA VYAPAAR PRIVATE LIMITED**NOTES ON FINANCIAL STATEMENT FOR THE YEAR ENDED ON 31ST MARCH, 2019****10. SHARE CAPITAL**

Particulars	As at 31st March,2019 Amount('000)	As at 31st March,2018 Amount('000)
Authorised 500000 (500000) Equity Shares of 10/- each, Fully paid up	5,000.00	5,000.00
Issued, Subscribed and Paid up 500000 (500000) Equity Shares of 10/- each, Fully paid up	5,000.00	5,000.00
TOTAL	5,000.00	5,000.00

10A. RECONCILIATION OF NUMBER OF SHARES


Particulars	As at 31st March,2019		As at 31st March,2018	
	No. of Shares	Amount('000)	No. of Shares	Amount('000)
Equity Shares of `10 each				
Shares outstanding at the beginning of the year	5,00,000	5,000.00	5,00,000	5,000.00
Add:Shares issued during the year	-	-	-	-
Less:Shares bought back during the year	-	-	-	-
Shares outstanding at the end of the year	5,00,000	5,000.00	5,00,000	5,000.00

10B. DETAILS OF SHAREHOLDERS HOLDING MORE THAN 5% OF THE AGGREGATE SHARES IN THE COMPANY

Particulars	As at 31st March,2019		As at 31st March,2018	
	No. of Shares	% of Holding	No. of Shares	% of Holding
Equity Shares of `10 each Gaze Fashiontrade Limited	499800	99.96%	499800	99.96%

10C. The ultimate holding company is Pacific Industries Limited**11. OTHER EQUITY**

Particulars	As at 31st March,2019 Amount('000)	As at 31st March,2018 Amount('000)
Securities Premium Reserve		
Balance as at the beginning of the year	2,33,000.00	2,33,000.00
Balance as at the end of the year	2,33,000.00	2,33,000.00
Surplus in Statement of Profit & Loss		
Balance as at the beginning of the year	2,896.03	2,244.60
Add: Net Profit /(Net Loss) for the current year	3,088.56	651.43
Balance as at the end of the year	5,984.59	2,896.03
Other Comprehensive Income		
Balance as at the beginning of the year	4,486.67	-
Changes in fair value during the year	(4,486.67)	4,486.67
Balance as at the end of the year (C)	0.00	4,486.67
TOTAL	2,38,984.59	2,40,382.70



RADHIKA VYAPAAR PRIVATE LIMITED

NOTES ON FINANCIAL STATEMENT FOR THE YEAR ENDED ON 31ST MARCH, 2019

12.FINANCIAL LIABILITIES -CURRENT-TRADE PAYABLES


Particulars	As at 31st March,2019 Amount ('000)	As at 31st March,2018 Amount ('000)
Sundry Creditors	67,269.53	1,19,666.96
TOTAL	67,269.53	1,19,666.96

13.FINANCIAL LIABILITIES -CURRENT -OTHERS

Particulars	As at 31st March,2019 Amount ('000)	As at 31st March,2018 Amount ('000)
Accounting Charges Payable	10.00	40.00
Audit Fees Payable	5.00	15.00
Other Payable	15,040.30	53,643.00
Secretarial Fees Payable	4.00	12.00
Employees Security	6.00	
TOTAL	15,065.30	53,710.00

14. CURRENT TAX LIABILITIES (NET)

Particulars	As at 31st March,2019 Amount ('000)	As at 31st March,2018 Amount ('000)
Provision For Income Tax	735.81	225.92
CGST	3.47	
SGST	3.47	
TDS on Commission	101.88	
TDS on Profession	100.00	
GST payable under RCM	216.00	
TOTAL	1,160.63	225.92



RADHIKA VYAPAAR PRIVATE LIMITED

NOTES ON FINANCIAL STATEMENT FOR THE YEAR ENDED ON 31ST MARCH, 2019

15. REVENUE FROM OPERATIONS		
Particulars	Year Ended 31st March,2019 Amount('000)	Year Ended 31st March,2018 Amount('000)
Block Sales	18,158.46	
TOTAL	18,158.46	
16. OTHER INCOME		
Particulars	Year Ended 31st March,2019 Amount('000)	Year Ended 31st March,2018 Amount('000)
Interest on Loan	19,030.08	21,609.28
Interest on IT Refund	142.16	142.02
Miscellaneous Balance Written off	130.20	13.39
Service Charges		15.00
TOTAL	19,302.44	21,779.69
17. Purchases		
Particulars	Year Ended 31st March,2019 Amount('000)	Year Ended 31st March,2018 Amount('000)
Block Purchases	16,877.25	
Add: Royalty	387.06	-
Add: DMFT Charges	34.22	
TOTAL	17,299	
18. DEPRECIATION & AMORTISATION		
Particulars	Year Ended 31st March,2019 Amount('000)	Year Ended 31st March,2018 Amount('000)
Preliminary Expenses Written Off		19.00
TOTAL		19.00
19. OTHER EXPENSES & AUDIT FEES		
Particulars	Year Ended 31st March,2019 Amount('000)	Year Ended 31st March,2018 Amount('000)
Accounting Charges	10.00	10.00
Bank Charges	1.77	2.60
Commission	2,037.55	-
General Expenses	(0.00)	0.00
Interest on Late payment of TDS	1.20	-
Internet expenses	6.35	-
Legal Exp.	1,262.50	-
Loss on Futures & Options Trading	590.59	230.99
Loss on Sale of Trading Shares	-	5,380.59
Loss on FVTPL	800.00	14,800.00
Rent	173.90	222.00
Secretarial Fees	4.00	4.00
Demat Charges	11.32	1.44
Postage & Telegram	9.12	-
Printing & Stationary	9.46	-
Professional Fees	13.50	200.00
Statutory Audit Fees	5.00	5.00
Traveling exp	248.50	-
Discount on Debt Assignment	14,088.99	-
TOTAL	19,273.74	20,856.63



20. EARNINGS PER SHARE

Particulars	Year Ended 31st March,2019 Amount('000)	Year Ended 31st March,2018 Amount('000)
Basis for calculation of Basic and Diluted Earnings per share is as under :		
Profit after tax	(633.61)	651.43
Weighted Average Number of Equity Shares (Nos)	500.00	500.00
Basic Earning Per Share (INR)	(1.27)	1.30
Diluted Earning Per Share (INR)	-1.27	1.30


21. TAX EXPENSE

Income tax expense in the statement of profit and loss comprises:

Particulars	Year Ended 31st March,2019 Amount('000)	Year Ended 31st March,2018 Amount('000)
Income tax expenses		
a) Current taxes	735.81	225.92
b) Deferred taxes		
c) Tax in respect of earlier year		

A reconciliation of the income tax provision to the amount computed by applying the statutory income tax rate to the income before income taxes is summarized below:

Particulars	Year Ended 31st March,2019 Amount('000)	Year Ended 31st March,2018 Amount('000)
Profit before tax	(633.61)	877.35
Applicable tax rate	26.00%	25.00%
Tax expense calculated at applicable rate	735.81	225.92
Effect of Allowances for tax purpose		
Effect of Non deductible expenses		
Effect of tax related to previous years		
Effect of brought forward losses/unabsorbed depreciation		
Others		
Tax expense recognised in Statement of Profit and Loss	735.81	225.92



22. FINANCIAL INSTRUMENTS

(A) Capital Management

For the purpose of the Company's capital management, capital includes issued equity capital and all other equity reserves. The primary objective of the Company's capital management is to maximise the shareholder value.

The Company manages its capital structure and makes adjustments in light of changes in economic conditions and the requirements of the financial covenants. Company monitors capital using a gearing ratio, which is net debts divided by total equity plus net debts. Net debt are non-current and current borrowings as reduced by cash and cash equivalents and other bank balances.

(B) Financial risk management policy and objectives

The key objective of the Company's financial risk management is to ensure that it maintains a stable capital structure with the focus on total equity to uphold investor, creditor, and customer confidence and to ensure future development of its business. The Company is focused on maintaining a strong equity base to ensure independence, security, as well as financial flexibility for potential future borrowings, if required without impacting the risk profile of the Company. Company's principal financial liabilities, comprise Borrowings, trade and other payables. Company's principal financial assets include investments, cash and cash equivalents & other assets.

Company is exposed to market risk, credit risk and liquidity risk. The Company's Board oversees the management of these risks. The Company's Board is supported by senior management team that advises on financial risks and the appropriate financial risk governance framework for the Company. The management provides assurance to the Company's Board that the Company's financial risk activities are governed by appropriate policies and procedures and that financial risks are identified, measured and managed in accordance with the Company's policies and risk objectives.

i) Market risk

Market risk is the risk that the fair value of future cash flows of a financial instrument will fluctuate because of changes in market prices. Market risk comprises three types of risk currency risk, interest rate risk and price risk. Financial instruments affected by market risk include investments in equity shares, security deposits, trade and other receivables, deposits with banks and financial liabilities.

ii) Credit risk

Credit risk refers to the risk of default on its obligation by the counterparty resulting in a financial loss. The Company is exposed to credit risk mainly from trade receivables & loans and from its financing activities, including balances with banks. Credit risk on trade receivables & loans is managed by the Company through credit approvals, establishing credit limits and continuously monitoring the creditworthiness of customers to which the Company grants credit terms in the normal course of business.

Financial assets are written off when there is no reasonable expectations of recovery. Assets in the nature of Investment, deposits, loans and advances are measured using 12 months expected credit losses (ECL). Balances with Banks is subject to low credit risk due to good credit rating assigned to these banks. Trade receivables are measured using life time expected credit losses.

iii) Liquidity risk

Liquidity risk is the risk that the Company may not be able to meet its present and future cash flow obligations without incurring unacceptable losses. Company's objective is to, at all time maintain optimum levels of liquidity to meet its cash requirements. Company closely monitors its liquidity position and deploys a robust cash management system. Management monitors the group's net liquidity position through rolling forecasts on the basis of expected cash flows.

The table summarises maturity profile of Company's financial liabilities based on contractual undiscounted payments .

(Amount in '000)

Particulars	31-Mar-19		
	within one year	more than one year	Total
Trade Paybles	6489.96	60779.58	67269.53
Other financial liabilities	25.00	15040.30	15065.30

Particulars	31-Mar-18		
	within one year	more than one year	Total
Trade Paybles	7.81	119659.15	119666.96
Other financial liabilities	67.00	53643.00	53710.00



23. Segment Reporting

The company business activities involve one operating segment only therefore segment reporting is not required.

24. Related Party Transactions

The company has made the following transactions with related parties during the year.

Amount (Rs. '000)	
Particulars	As on 31.03.2019
Loan given	174290.08
Loan repaid	262892.83
Outstanding balance of Advances at the end of the	0.00
Interest Received on Advances given	19030.08
Outstanding balance of Debtors at the end of the year	17823.71
Outstanding balance at the end of the year (Liabilities)	320.67
Sales during the year (excluding taxes)	18158.46
Purchase during the year (excluding taxes)	4617.78

Details :

Amount (Rs. '000)	
Particulars	As on 31.03.2019
Loan given	
Pacific Industries Limited	143963.70
Pacific Iron Manufacturing Limited	30326.38
Loan repaid	
Pacific Industries Limited	125430.19
Pacific Iron Manufacturing Limited	137462.64
Outstanding balance of Advances at the end of the year (Assets)	
Pacific Industries Limited	24742.72
Pacific Iron Manufacturing Limited	137036.09
Interest Received on Advances given	
Pacific Industries Limited	3703.70
Pacific Iron Manufacturing Limited	15326.38
Outstanding balance of Debtors at the end of the year (Assets)	
Pacific Industries Limited	17823.71
Outstanding balance at the end of the year (Liabilities)	
Deccan Buildwell Pvt. Ltd.	165.97
Vighnaharta Vincom Private Limited	154.70
Sales during the year (excluding taxes)	
Pacific Industries Limited	18158.46
Purchase during the year (excluding taxes)	
MR Agarwal Holding LLP	2456.55
Geetanjali Investech Holdings India Pvt. Ltd.	2161.23



RADHIKA VYAPAAR PRIVATE LIMITED

Note: 25 Fair value measurement

Particulars	As at							
	31st March, 2019				31st March, 2018			
	FVTOCI	FVTPL	Amortised cost	Carrying value	FVTOCI	FVTPL	Amortised cost	Carrying value
Financial Assets								
(i) Investments	-	23,000.00	-	23,000.00	4,883.51	23,800.00	-	28,683.51
(ii) Loans	-	-	1,61,778.81	1,61,778.81	-	-	2,50,381.56	2,50,381.56
(ii) Trade Receivables	-	-	1,21,161.23	1,21,161.23	-	-	1,12,340.43	1,12,340.43
(iv) Cash & cash equivalents	-	-	2,395.81	2,395.81	-	-	1,116.76	1,116.76
(v) Others			15,000.00	15,000.00			22,336.80	22,336.80
Total		23,000.00	3,00,335.85	3,23,335.85	4,883.51	23,800.00	3,86,175.54	4,14,859.05
Financial Liabilities								
(i) Borrowings			-	-	-	-	-	-
(ii) Trade payables			67,269.53	67,269.53	-	-	1,19,666.96	1,19,666.96
(iii) Other financial liabilities			15,065.30	15,065.30	-	-	53,710.00	53,710.00
Total	-	-	82,334.83	82,334.83			1,73,376.96	1,73,376.96

Note: The Carrying value of financial assets and financial liabilities approximates fair value for the respective years

Fair value hierarchy:

Level 1 - Quoted prices (unadjusted) in active markets for identical assets or liabilities.

Level 2 - Inputs other than quoted prices included within Level 1 that are observable for the asset or liability, either directly (i.e. as prices) or indirectly (i.e. derived from prices).


Level 3 - Inputs for the assets or liabilities that are not based on observable market data (unobservable inputs)

The following table presents fair value hierarchy of assets measured at fair value on a recurring basis:-

Particulars	As at					
	31st March, 2019			31st March, 2018		
	Level 1	Level 2	Level 3	Level 1	Level 2	Level 3
Financial Assets						
(i) Investments	23,000.00			28,683.51		
Total	23,000.00			28,683.51		-

The Company maintains policies and procedures to value financial assets or financial liabilities using the best and most relevant data available. The fair values of the financial assets and liabilities are included at the amount that would be received to sell an asset or paid to transfer a liability in an orderly transaction between market participants at the measurement date.

The fair value of cash and deposits, trade receivables, trade payables, and other current financial assets and liabilities approximate their carrying amounts largely due to the short-term maturities of these instruments.



· RADHIKA VYAPAAR PRIVATE LIMITED

Notes to the financial statement for the year ended 31 March 2019

- 26 The previous year's figures have been regrouped, rearranged and reclassified to conform to current year Ind-AS presentation requirements.

For Anil Pokharana & Co.
Chartered Accountants
FRN: 012355C



(Anil Pokharana)
Partner
M. No. 076721
Place : Jaipur
Date: 22nd May, 2019



For and on behalf of the Board
RADHIKA VYAPAAR PRIVATE LIMITED



KAMLESH AGRAWAL
(Director)
(DIN: 07501544)



JAY NARAYAN YADAV
(Director)
(DIN: 07501545)