


| <b>(I)(a) Statement showing Shareholding Pattern</b>   |                                      |  |   |
|--|--------------------------------------|--|---|
| <b>Name of the Company:</b>  |                                      | <b>PACIFIC INDUSTRIES LIMITED</b>                                |   |
| <b>Scrip Code, Name of the scrip, class of security:</b>   |                                      | <b>523483, PACIFICI, EQUITY</b>                                  |   |
| <b>Quarter ended:</b>  |                                      | <b>30th SEPTEMBER, 2015</b>                                      |   |
| <b>Partly paid-up shares:-</b>   | <b>No. of partly paid-up shares</b>  | <b>As a % of total no. of partly paid-up shares</b>              | <b>As a % of total no. of shares of the Company</b>   |
| Held by Promoter/ Promoter Group   | N.A                                  | N.A  | N.A   |
| Held by Public   | N.A                                  | N.A  | N.A   |
| <b>Total</b>   | <b>NIL</b>                           | <b>NIL</b>   | <b>NIL</b>  |
| <b>Outstanding convertible securities:-</b>  | <b>No. of outstanding securities</b> | <b>As a % of total no. of outstanding convertible securities</b> | <b>As a % of total no. of shares of the Company, assuming full conversion of the convertible securities</b> |
| Held by Promoter/ Promoter Group   | N.A                                  | N.A  | N.A   |
| Held by Public   | N.A                                  | N.A  | N.A   |
| <b>Total</b>   | <b>NIL</b>                           | <b>NIL</b>   | <b>NIL</b>  |
| <b>Warrants:-</b>  | <b>No. of warrants</b>               | <b>As a % of total no. of warrant</b>                            | <b>As a % of total no. of shares of the Company, assuming full conversion of Warrants</b>                   |
| Held by Promoter/ Promoter Group   | N.A                                  | N.A  | N.A   |
| Held by Public   | N.A                                  | N.A  | N.A   |
| <b>Total</b>   | <b>NIL</b>                           | <b>NIL</b>   | <b>NIL</b>  |
| <b>Total paid-up capital of the Company, assuming full conversion of warrants and convertible securities</b> | <b>1351500 EQUITY SHARES</b>         |  |   |

for PACIFIC INDUSTRIES LIMITED

*Khushbu*  
(KHUSHBU SETHI)  
COMPANY SECRETARY



Shareholding Pattern under Clause 35 of the Listing Agreement

|                        |                                 |
|------------------------|---------------------------------|
| Name of the Company:   | PACIFIC INDUSTRIES LIMITED      |
| BSE Scrip Code: 523483 | QUARTER ENDED : SEPTEMBER, 2015 |

| Category code | Category of shareholder  | Number of shareholders | Total number of shares | Number of shares held in dematerialized form | Total shareholding as a percentage of total number of shares |                            | Shares Pledged or otherwise encumbered |                               |
|---------------|--|------------------------|------------------------|--|--|----------------------------|--|-------------------------------|
|               |  |                        |                        |  | As a percentage of (A+B)                                     | As a percentage of (A+B+C) | Number of Shares                       | As a % of Total No. of Shares |
| (I)           | (II)   | (III)                  | (IV)                   | (V)  | (VI)   | (VII)                      | (VIII)                                 | (IX)=(VIII)/(IV)*100          |
| (A)           | <b>Shareholding of Promoter and Promoter Group</b>                         |                        |                        |  |  |                            |  |                               |
| 1             | <b>Indian</b>  |                        |                        |  |  |                            |  |                               |
| (a)           | Individuals/ Hindu Undivided Family  | 16                     | 520592                 | 520592                                       | 38.52  | 38.52                      | -                                      | -                             |
| (b)           | Central Government/ State Government(s)                                    | 0                      | 0                      | 0  | 0.00   | 0.00                       | -                                      | -                             |
| (c)           | Bodies Corporate   | 3                      | 74610                  | 74610  | 5.52   | 5.52                       | -                                      | -                             |
| (d)           | Financial Institutions/ Banks  | 0                      | 0                      | 0  | 0.00   | 0.00                       | -                                      | -                             |
| (e)           | Any Other (specify)  | 0                      | 0                      | 0  | 0.00   | 0.00                       | -                                      | -                             |
|               | <b>Sub-Total (A)(1)</b>  | <b>19</b>              | <b>595202</b>          | <b>595202</b>                                | <b>44.04</b>   | <b>44.04</b>               | <b>0</b>                               | <b>0.0000</b>                 |
| 2             | <b>Foreign</b>   |                        |                        |  |  |                            |  |                               |
| (a)           | Individuals (Non-Resident Individuals/ Foreign Individuals)                | 0                      | 0                      | 0  | 0.00   | 0.00                       | -                                      | -                             |
| (b)           | Bodies Corporate   | 0                      | 0                      | 0  | 0.00   | 0.00                       | -                                      | -                             |
| (c)           | Institutions   | 0                      | 0                      | 0  | 0.00   | 0.00                       | -                                      | -                             |
| (d)           | Qualified Foreign Investors  | 0                      | 0                      | 0  | 0.00   | 0.00                       | -                                      | -                             |
| (e)           | Any Other (specify)  | 0                      | 0                      | 0  | 0.00   | 0.00                       | -                                      | -                             |
|               | <b>Sub-Total (A)(2)</b>  | <b>0</b>               | <b>0</b>               | <b>0</b>                                     | <b>0.00</b>  | <b>0.00</b>                | <b>-</b>                               | <b>-</b>                      |
|               | <b>Total Shareholding of Promoter and Promoter Group (A)=(A)(1)+(A)(2)</b> | <b>19</b>              | <b>595202</b>          | <b>595202</b>                                | <b>44.04</b>   | <b>44.04</b>               | <b>-</b>                               | <b>-</b>                      |



CIN:L14101KA1989PLC062041

REGISTERED OFFICE :

Survey No. 13, N.H. 48, Kempalinganahalli Village, Nelamangala Taluk, Bangalore (R) 562123 Karnataka, INDIA

Visit us at : <http://www.pacificgranites.com> e-mail : [pilnorth@pacificgranites.com](mailto:pilnorth@pacificgranites.com), [pilsouth@pacificgranites.com](mailto:pilsouth@pacificgranites.com)

Udaipur Phone : +91-294-2440933 / 2440934 / 2440388 / 2440196 Fax No. : +91-294-2440780

Bangalore Phone : +91-80 27723004, 8027725976, Fax : +91-80 27723005



**PACIFIC  
INDUSTRIES LTD.**

▲ Corporate office:  
Village Bedla,  
Udaipur - 313 004, INDIA

|  |              |                |                |               |               |              |               |  |
|--|--------------|----------------|----------------|---------------|---------------|--------------|---------------|--|
| <b>(B) Public shareholding</b>   |              |                |                |               |               |              |               |  |
| <b>1 Institutions</b>  |              |                |                |               |               |              |               |  |
| (a) Mutual Funds/ UTI  | 8            | 6380           | 0              | 0.47          | 0.47          | -            | -             |  |
| (b) Financial Institutions/<br>Banks   | 4            | 60             | 20             | 0.00          | 0.00          | -            | -             |  |
| (c) Central Government/<br>State Government(s)   | 0            | 0              | 0              | 0.00          | 0.00          | -            | -             |  |
| (d) Venture Capital Funds  | 0            | 0              | 0              | 0.00          | 0.00          | -            | -             |  |
| (e) Insurance Companies  | 1            | 10             | 0              | 0.00          | 0.00          | -            | -             |  |
| (f) Foreign Institutional<br>Investors   | 1            | 10             | 0              | 0.00          | 0.00          | -            | -             |  |
| (g) Foreign Venture Capital<br>Investors   | 0            | 0              | 0              | 0.00          | 0.00          | -            | -             |  |
| (h) Qualified Foreign<br>Investors   | 0            | 0              | 0              | 0.00          | 0.00          | -            | -             |  |
| (i) Any Other (specify)<br>Trusts  | 0            | 0              | 0              | 0.00          | 0.00          | -            | -             |  |
| <b>Sub-Total (B)(1)</b>  | <b>14</b>    | <b>6460</b>    | <b>20</b>      | <b>0.48</b>   | <b>0.48</b>   | <b>-</b>     | <b>-</b>      |  |
| <b>2 Non-institutions</b>  |              |                |                |               |               |              |               |  |
| (a) Bodies Corporate   | 130          | 88040          | 73093          | 6.51          | 6.51          | 62991        | 71.548        |  |
| (b) Individuals  |              |                |                |               |               |              |               |  |
| i. Individual<br>shareholders holding<br>nominal share capital up<br>to Rs. 1 lakh.              | 17569        | 569410         | 274428         | 42.13         | 42.13         | 8280         | 1.454         |  |
| ii. Individual<br>shareholders holding<br>nominal share capital in<br>excess of Rs. 1 lakh.      | 3            | 77410          | 77410          | 5.73          | 5.73          | -            | -             |  |
| (c) Qualified Foreign<br>Investors   | 0            | 0              | 0              | 0.00          | 0.00          | -            | -             |  |
| (d) Any Other (specify)<br>Trusts  | 0            | 0              | 0              | 0.00          | 0.00          | -            | -             |  |
| 1. N R I   | 198          | 9318           | 4898           | 0.69          | 0.69          | -            | -             |  |
| 2. Overseas Corporate<br>Bodies  | 0            | 0              | 0              | 0.00          | 0.00          | -            | -             |  |
| 3. Clearing members  | 30           | 5660           | 5660           | 0.42          | 0.42          | 600          | 10.6          |  |
| 4. Foreign Banks   | 0            | 0              | 0              | 0.00          | 0.00          | -            | -             |  |
| 5. Foreign Company   | 0            | 0              | 0              | 0.00          | 0.00          | -            | -             |  |
| 6. Independent Director  | 0            | 0              | 0              | 0.00          | 0.00          | -            | -             |  |
| <b>Sub-Total (B)(2)</b>  | <b>17930</b> | <b>749838</b>  | <b>435489</b>  | <b>55.48</b>  | <b>55.48</b>  | <b>71871</b> | <b>9.5849</b> |  |
| <b>Total Public<br/>Shareholding (B)=<br/>(B)(1)+(B)(2)</b>                                      | <b>17944</b> | <b>756298</b>  | <b>435509</b>  | <b>55.96</b>  | <b>55.96</b>  | <b>71871</b> | <b>9.5030</b> |  |
| <b>TOTAL (A)+(B)</b>   | <b>17963</b> | <b>1351500</b> | <b>1030711</b> | <b>100.00</b> | <b>100.00</b> | <b>71871</b> | <b>5.3179</b> |  |
| (C) Shares held by<br>Custodians and<br>against which<br>Depository Receipts<br>have been issued | 0            | 0              | 0              | 0.00          | 0.00          | 0            | 0             |  |
| (1) Promotor and<br>Promotor Group   | 0            | 0              | 0              | 0             | 0             | 0            | 0             |  |
| Public   | 0            | 0              | 0              | 0             | 0             | 0            | 0             |  |
| <b>GRAND TOTAL<br/>(A)+(B)+(C)</b>   | <b>17963</b> | <b>1351500</b> | <b>1030711</b> | <b>100.00</b> | <b>100.00</b> | <b>71871</b> | <b>5.3179</b> |  |

for PACIFIC INDUSTRIES LIMITED

*Khushbu*  
(KHUSHBU SETHI)

Company Secretary

CIN:L14101KA1989PLC062041

REGISTERED OFFICE :

Survey No. 13, N.H. 48, Kempalinganahalli Village, Nelamangala Taluk, Bangalore (R) 562123 Karnataka, INDIA

Visit us at : <http://www.pacificgranites.com> e-mail : [pilnorth@pacificgranites.com](mailto:pilnorth@pacificgranites.com), [pilsouth@pacificgranites.com](mailto:pilsouth@pacificgranites.com)

Udaipur Phone : +91-294-2440933 / 2440934 / 2440388 / 2440196 Fax No. : +91-294-2440780

Bangalore Phone : +91-80 27723004, 8027725976, Fax : +91-80 27723005

## PACIFIC INDUSTRIES LIMITED

QUARTER ENDED : SEPTEMBER, 2015


Scrip Code : 523483

(I)(b) Statement showing Shareholding of persons belonging to the category "Promoter and Promoter Group"

| Sr. No. | Name of the shareholder           | Number of shares | Shares as a percentage of total number of shares (i.e., Grand Total (A)+(B)+(C) indicated in Statement at para (I)(a) above) | Shares Pledged or otherwise encumbered |                               |                                   |
|---------|-----------------------------------|------------------|--|--|-------------------------------|-----------------------------------|
|         |                                   |                  |  | Number of Shares                       | As a % of Total No. of Shares | As a % of Grand Total (A)+(B)+(C) |
| (I)     | (II)                              | (III)            | (IV)   | (V)                                    | (VI)                          | (VII)                             |
|         | <b>Individuals</b>                |                  |  |  |                               |                                   |
| 1       | GEETA DEVI AGARWAL                | 190421           | 14.09  | -                                      | -                             | -                                 |
| 2       | KAPIL AGARWAL                     | 135835           | 10.04  | -                                      | -                             | -                                 |
| 3       | JAGDISH PRASAD AGARWAL            | 42338            | 3.13   | -                                      | -                             | -                                 |
| 4       | PIYUSH MAROO                      | 11750            | 0.87   | -                                      | -                             | -                                 |
| 5       | ANKUR AGARWAL                     | 20000            | 1.48   | -                                      | -                             | -                                 |
| 6       | GAURAV AGARWAL                    | 10000            | 0.74   | -                                      | -                             | -                                 |
| 7       | NARAYAN AGARWAL                   | 10330            | 0.76   | -                                      | -                             | -                                 |
| 8       | SUDHA AGARWAL                     | 12808            | 0.95   | -                                      | -                             | -                                 |
| 9       | DWARKA PRASAD AGARWAL             | 10000            | 0.74   | -                                      | -                             | -                                 |
| 10      | SHANTI LAL MAROO                  | 8750             | 0.65   | -                                      | -                             | -                                 |
| 11      | ANKIT AGARWAL                     | 18259            | 1.35   | -                                      | -                             | -                                 |
| 12      | JITENDRA KUMAR TAYLIA             | 5000             | 0.37   | -                                      | -                             | -                                 |
| 13      | KANIKA AGARWAL                    | 24250            | 1.79   | -                                      | -                             | -                                 |
| 14      | SHRUTI AGARWAL                    | 21053            | 1.56   | -                                      | -                             | -                                 |
|         | <b>Sub Total</b>                  | <b>520592</b>    | <b>38.52</b>   | <b>0.00</b>                            | <b>0.00</b>                   | <b>0.00</b>                       |
|         | <b>Body Corporates</b>            |                  |  |  |                               |                                   |
| 15      | RAHUL MARBLES PVT LTD             | 60000            | 4.44   | -                                      | -                             | -                                 |
| 16      | PACIFIC LEASING AND RESEARCH LTD. | 14610            | 1.08   | -                                      | -                             | -                                 |
|         | <b>Sub Total</b>                  | <b>74610</b>     | <b>5.52</b>  | <b>-</b>                               | <b>-</b>                      | <b>-</b>                          |
|         | <b>TOTAL:</b>                     | <b>595202</b>    | <b>44.04</b>   | <b>0.00</b>                            | <b>0.00</b>                   | <b>0.00</b>                       |

for PACIFIC INDUSTRIES LIMITED

*Khushbu*  
(KHUSHBU SETHI)  
Company Secretary



**PACIFIC INDUSTRIES LIMITED**

Scrip Code : 523483

**QUARTER ENDED : SEPTEMBER, 2015**

**(I)(c) Statement showing Shareholding of persons belonging to the category "Public" and holding more than 1% of the total number of shares**

| Sr. No. | Name of the shareholder | Number of shares | Shares as a percentage of total number of shares {i.e., Grand Total (A)+(B)+(C) indicated in Statement at para (I)(a) above} |
|---------|-------------------------|------------------|--|
| 1       | LALITA DEVI MODI        | 43081            | 3.19   |
| 2       | SARITA AGARWAL          | 20083            | 1.49   |
| 3       | BABITA MANSAKA          | 14246            | 1.05   |
|         | <b>TOTAL</b>            | <b>77410</b>     | <b>5.73</b>  |



**FOR PACIFIC INDUSTRIES LIMITED**

*Khushbu*  
**(KHUSHBU SETHI)**  
**Company Secretary**


**PACIFIC INDUSTRIES LIMITED**

Scrp Code : 523483

**QUARTER ENDED SEPTEMBER, 2015**

(1)(c) Statement showing Shareholding of persons belonging to the category "Public" and holding more than 5% of the total number of shares

| Sr. No. | Name of the shareholder | Number of shares | Shares as a percentage of total number of shares {i.e., Grand Total (A)+(B)+(C) indicated in Statement at para (1)(a) above} |
|---------|-------------------------|------------------|--|
| 1       | NIL                     | 0                | 0.00   |
|         | <b>TOTAL</b>            | <b>0</b>         | <b>0.00</b>  |



**FOR PACIFIC INDUSTRIES LIMITED**

*Khushbu*  
**(KHUSHBU SETHI)**  
Company secretary

**PACIFIC INDUSTRIES LIMITED**

Scrip Code : 523483


**QUARTER ENDED : SEPTEMBER, 2015**

**(I)(d) Statement showing details of locked-in shares**

| Sr. No. | Name of the shareholder | Number of locked-in shares | Locked-in shares as a percentage of total number of shares (i.e., Grand Total (A)+(B)+(C) indicated in Statement at para (I)(a) above) |
|---------|-------------------------|----------------------------|--|
| 1       | NIL                     | 0                          | 0.00   |
|         | <b>TOTAL :</b>          | <b>0</b>                   | <b>0.00</b>  |

FOR PACIFIC INDUSTRIES LIMITED

  
(KHUSHBU SETHI)  
Company secretary



**PACIFIC INDUSTRIES LIMITED**


Scrip Code : 523483

QUARTER ENDED : SEPTEMBER,2018

**(II)(a) Statement showing details of Depository Receipts (DRs)**

| Sr. No. | Type of outstanding DR (ADRs, GDRs, SDRs, etc.) | Number of outstanding DRs | Number of shares underlying outstanding DRs | Shares underlying outstanding DRs as a percentage of total number of shares (i.e., Grand Total (A)+(B)+(C) indicated in Statement at para (I)(a) above) |
|---------|---|---------------------------|---|---|
| 1       | NIL   | 0                         | 0   | 0.00  |
|         | <b>TOTAL</b>                                    | <b>0</b>                  | <b>0</b>                                    | <b>0.00</b>   |

FOR PACIFIC INDUSTRIES LIMITED

  
(KHUSHBU SETHI)  
Company secretary